



ARROWFIELD Co., Ltd.

株式会社アローフィールド

ABOUT VIETNAMESE SOLAR PANEL



Factory Location: Northern Vietnam

Production Lines: 4 Lines

Number of Employees: 520 Employees

Area: 5Ha

Capital amount: 186,080,000,000VND (Equivalent to 8,000,000USD)

Production Capacity: 300,000 PCS/Month , 2GW/Year

Products other than solar panels such as storage batteries, racks, and other peripheral equipments, can be procured from China at low prices.

We can also supply solar panels that are made in China with the same quality.

The contract and payment details are as follows:

*For domestic transactions in Vietnam :


The customer pays in VND to the Vietnamese corporation (manufacturer).

*For overseas transactions:

The customer makes a payment in USD to the Hong Kong corporation (sales company).


VIETNAMESE SOLAR PANEL

INSIDE THE SOLAR PANEL FACTORY



VIETNAMESE SOLAR PANEL

PACKING CONDITION



FOR 550W PANELS, 660 SHEETS CAN BE LOADED IN A 40-FOOT CONTAINER (HQ)

1. N TYPE



9001 : 2015



14001 : 2015



45001 : 2018

**30 YEAR OF OUTPUT
GUARANTEE**



**12 YEAR OF PRODUCT
WARRANTY**





Product Service

Attestation of Conformity

No. N8A 110336 0004 Rev. 00

Model(s): SNE-72M5-xxx-BH-DG, xxx=560-585, in steps of 5
 SNE-66M5-xxx-BH-DG, xxx=510-535, in steps of 5
 SNE-60M5-xxx-BH-DG, xxx=460-485, in steps of 5
 SNE-54M5-xxx-BH-DG, xxx=420-440, in steps of 5
 xxx stands for output power at STC

Parameters:

Test Laboratory:	Changzhou HuaYang Inspection and Testing Technology Co., Ltd. NO.8 Lanxiang Road, Wujin Economic Development Zone, Changzhou, Jiangsu, China
Construction:	Framed, double glass with Junction box, Cable and Connectors.
Safety Class :	Class II
Maximum System Voltage:	1500 V DC
Fire Safety Class:	Class C according to UL790

Tested according to: EN IEC 61730-1:2018
 EN IEC 61730-1:2018/AC:2018-06
 EN IEC 61730-2:2018
 EN IEC 61730-2:2018/AC:2018-06

Page 2 of 2

This Attestation does not replace the regulatory EU Declaration of Conformity (DoC) and does not allow for CE marking. After preparation of the necessary documentation and establishing compliance to requirements of all applicable directives, the manufacturer may sign a DoC and apply the CE marking. The DoC is issued under the sole responsibility of the manufacturer.



CERTIFICATE

No. Z2 110336 0003 Rev. 00

Model(s): SNE-72M5-xxx-BH-DG, xxx=560-585, in steps of 5
 SNE-66M5-xxx-BH-DG, xxx=510-535, in steps of 5
 SNE-60M5-xxx-BH-DG, xxx=460-485, in steps of 5
 SNE-54M5-xxx-BH-DG, xxx=420-440, in steps of 5
 xxx stands for output power at STC

Parameters:

Test Laboratory:	Changzhou HuaYang Inspection and Testing Technology Co., Ltd. NO.8 Lanxiang Road, Wujin Economic Development Zone, Changzhou, Jiangsu, China
Construction:	Framed, double glass with Junction box, Cable and Connectors.
Safety Class :	Class II
Maximum System Voltage:	1500 V DC
Fire Safety Class:	Class C according to UL790


Tested according to: IEC 61215-1:2021
 IEC 61215-1-1:2021
 IEC 61215-2:2021
 IEC 61730-1:2023
 IEC 61730-2:2023



560~585W

N-type | TOPCon Cells
Bifacial | Double Glass
182mm Mono | Half-Cut

CE



560~585W

POWER RANGE

0~+5W

POWER TOLERANCE

22.65%

MAX MODULE EFFICIENCY

≤ 1.0%

FIRST YEAR POWER DEGRADATION

≤ 0.4%

YEAR 2-30 POWER DEGRADATION

Electrical Specifications

STC: Irradiance 1000W/m², Cell Temperature 25° C, AM=1.5

Maximum Power (Pmax)	SNE-72M5-560-BH-DG	SNE-72M5-565-BH-DG	SNE-72M5-570-BH-DG	SNE-72M5-575-BH-DG	SNE-72M5-580-BH-DG	SNE-72M5-585-BH-DG
Maximum Power Voltage (Vmp)	41.95	42.12	42.29	42.46	42.63	42.80
Maximum Power Current (Imp)	13.35	13.42	13.48	13.55	13.61	13.67
Open Circuit Voltage (Voc)	49.69	49.86	50.03	50.20	50.37	50.54
Short Circuit Current (Isc)	14.26	14.32	14.38	14.44	14.50	14.56
Module efficiency	21.68%	21.78%	22.07%	22.26%	22.45%	22.65%

NOCT: Irradiance 800W/m², Ambient Temperature 20° C, AM=1.5, Wind Speed 1m/s

Maximum Power (Pmax)	423.46	427.40	431.05	435.03	438.70	441.14
Maximum Power Voltage (Vmp)	39.11	39.26	39.42	39.58	39.74	39.74
Maximum Power Current (Imp)	10.83	10.89	10.93	10.99	11.04	11.10
Open Circuit Voltage (Voc)	46.56	46.72	46.87	47.03	47.19	47.35
Short Circuit Current (Isc)	11.46	11.51	11.56	11.60	11.65	11.70

Bifacial output-backside power gain

10%	Pmax [W]	616	621.5	627	632.5	638	643.5
	Module efficiency [%]	23.85	24.06	24.27	24.48	24.70	24.92
20%	Pmax [W]	672	678	684	690	696	702
	Module efficiency [%]	26.01	26.25	26.48	26.71	26.94	27.18

Temperature Ratings (STC)

Temperature coefficient (Pmpp)	-0.37% / °C	No. of diodes	3
Temperature coefficient (Isc)	+0.06% / °C	Junction box IP rating	IP 68
Temperature coefficient (Voc)	-0.30% / °C	Max. series fuse rating	30 A
Nominal module operating temperature (NOCT)	45 ± 2 °C	Max. system voltage	1000/1500V _{DC}

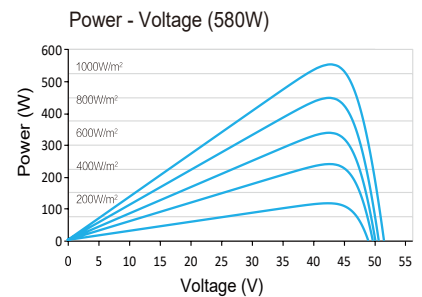
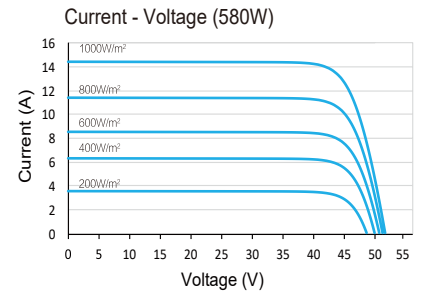
Operating Parameters

Mechanical Specifications

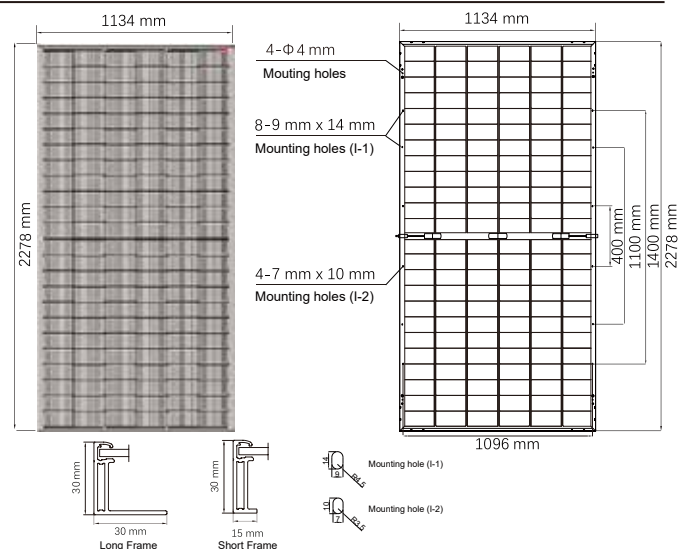
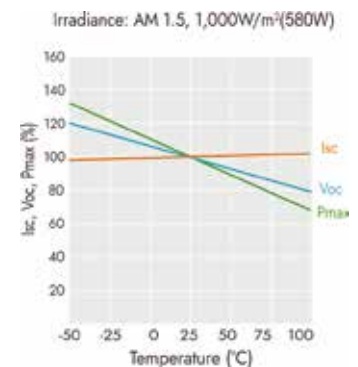
Outer dimensions (L x W x H)	2278 x 1134 x 30 mm
Cell Type	Monocrystalline I TOPCON PV Cells 182mm Cell I Half-cut I 16 Busbar I 144 (6x24) pcs in series
Frame technology	Frame 30 mm, Anodized aluminum alloy frame
Module weight	31.5 kg ±3%
Module Glass	High transparency, low iron, AR Coated tempered Glass
Module Backsheet	2.0mm thickness, transparent with a grid. High transmitted, low iron, and strength-tempered glass
Cable Length (Including Connector)	4mm ² I Length: (+)1000mm, (-)1000mm
① Maximum mechanical test load	5400 Pa (front) / 2400 Pa (back)
Module Fire Type	Type 29 Fire rated
Connector type (IEC/UL)	T6
Packing unit	36 pcs / Pallet (Subject to sales contract)
Modules per 40' HQ container	720 pcs

① Refer to Shengtian installation manual or contact technical department.
Maximum Mechanical Test Load=1.5×Maximum Mechanical Design Load.

Curve




PV Module: IV Curve





510~535W

N-type | TOPCon Cells
Bifacial | Double Glass
182mm Mono | Half-Cut



510~535W

POWER RANGE

0~+5W

POWER TOLERANCE

22.53%

MAX MODULE EFFICIENCY

≤ 1.0%

FIRST YEAR POWER DEGRADATION

≤ 0.4%

YEAR 2-30 POWER DEGRADATION

Electrical Specifications

STC: Irradiance 1000W/m², Cell Temperature 25° C, AM=1.5

Maximum Power (Pmax)	SNE-66M5-510-BH-DG	SNE-66M5-515-BH-DG	SNE-66M5-520-BH-DG	SNE-66M5-525-BH-DG	SNE-66M5-530-BH-DG	SNE-66M5-535-BH-DG
Maximum Power Voltage (Vmp)	40.21	40.37	40.53	40.69	40.85	41.01
Maximum Power Current (Imp)	12.68	12.76	12.83	12.91	12.98	13.05
Open Circuit Voltage (Voc)	47.01	47.15	47.29	47.43	47.57	47.71
Short Circuit Current (Isc)	13.36	13.39	13.45	13.51	13.57	13.63
Module efficiency	21.48%	21.69%	21.90%	22.11%	22.32%	22.53%

NOCT: Irradiance 800W/m², Ambient Temperature 20° C, AM=1.5, Wind Speed 1m/s

Maximum Power (Pmax)	380	384	387	391	395	399
Maximum Power Voltage (Vmp)	37.64	37.79	37.94	38.09	38.24	38.39
Maximum Power Current (Imp)	10.09	10.15	10.21	10.27	10.33	10.39
Open Circuit Voltage (Voc)	44.38	44.51	44.64	44.77	44.90	45.03
Short Circuit Current (Isc)	10.79	10.82	10.87	10.92	10.96	11.01

Bifacial output-backside power gain

10%	Pmax [W]	561	566.5	572	577.5	583	588.5
	Module efficiency [%]	23.63	23.86	24.09	24.32	24.55	24.78
20%	Pmax [W]	612	618	624	630	636	642
	Module efficiency [%]	25.78	26.03	26.28	26.53	26.78	27.04

Temperature Ratings (STC)

Temperature coefficient (Pmpp)	-0.37% / °C	No. of diodes	3
Temperature coefficient (Isc)	+0.06% / °C	Junction box IP rating	IP 68
Temperature coefficient (Voc)	-0.30% / °C	Max. series fuse rating	30 A
Nominal module operating temperature (NOCT)	45 ± 2 °C	Max. system voltage	1000/1500V _{DC}

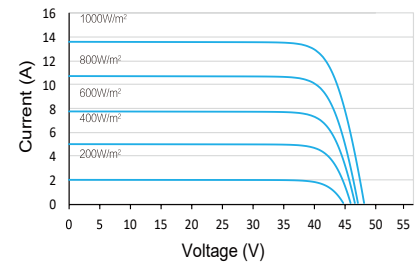
Operating Parameters

Mechanical Specifications

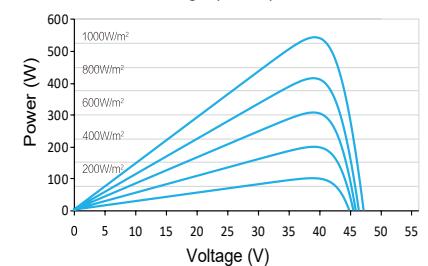
Outer dimensions (L x W x H)	2094 x 1134 x 30 mm
Cell Type	Monocrystalline I TOPCON PV Cells 182mm Cell I Half-cut I 16 Busbar I 132 (6x22) pcs in series
Frame technology	Frame 30 mm, Anodized aluminum alloy frame
Module weight	28.5 kg ±3%
Module Glass	High transparency, low iron, AR Coated tempered Glass
Module Backsheet	2.0mm thickness, transparent with a grid. High transmitted, low iron, and strength-tempered glass
Cable Length (Including Connector)	4mm ² Length: (+)1000mm, (-)1000mm
① Maximum mechanical test load	5400 Pa (front) / 2400 Pa (back)
Module Fire Type	Type 29 Fire rated
Connector type (IEC/UL)	T6
Packing unit	36 pcs / Pallet (Subject to sales contract)
Modules per 40' HQ container	864 pcs

① Refer to Shengtian installation manual or contact technical department.
Maximum Mechanical Test Load=1.5×Maximum Mechanical Design Load.

Current - Voltage (530W)

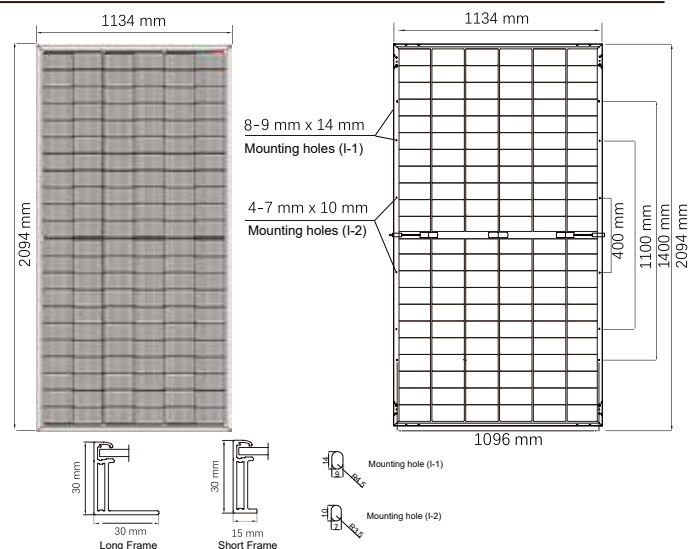
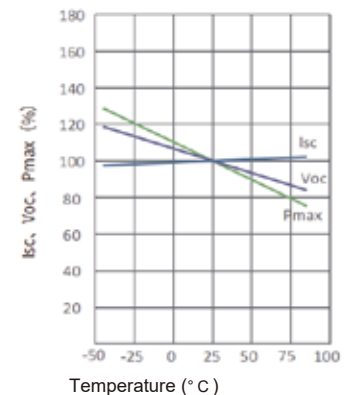


Power - Voltage (530W)



PV Module: IV Curve

Isc, Voc, Pmax





460~485W

N-type | TOPCon Cells
Bifacial | Double Glass
182mm Mono | Half-Cut

CE



460~485W

POWER RANGE

0~+5W

POWER TOLERANCE

22.47%

MAX MODULE EFFICIENCY

≤ 1.0%

FIRST YEAR POWER DEGRADATION

≤ 0.4%

YEAR 2-30 POWER DEGRADATION

Electrical Specifications

STC: Irradiance 1000W/m², Cell Temperature 25° C, AM=1.5

	SNE-60M5-460-BH-DG	SNE-60M5-465-BH-DG	SNE-60M5-470-BH-DG	SNE-60M5-475-BH-DG	SNE-60M5-480-BH-DG	SNE-60M5-485-BH-DG
Maximum Power (Pmax)(W)						
Maximum Power Voltage (Vmp)(V)	34.73	34.90	35.07	35.24	35.41	35.58
Maximum Power Current (Imp)(A)	13.25	13.33	13.41	13.49	13.56	13.63
Open Circuit Voltage (Voc)(V)	41.59	41.78	41.97	42.16	42.35	42.54
Short Circuit Current (Isc)(A)	13.96	14.04	14.12	14.20	14.28	14.36
Module efficiency	21.32%	21.55%	21.78%	22.01%	22.24%	22.47%

NOCT: Irradiance 800W/m², Ambient Temperature 20° C, AM=1.5, Wind Speed 1m/s

	SNE-60M5-460-BH-DG	SNE-60M5-465-BH-DG	SNE-60M5-470-BH-DG	SNE-60M5-475-BH-DG	SNE-60M5-480-BH-DG	SNE-60M5-485-BH-DG
Maximum Power (Pmax)(W)	347.85	351.63	355.41	359.19	362.97	366.75
Maximum Power Voltage (Vmp)(V)	32.38	32.53	32.69	32.85	33.01	33.18
Maximum Power Current (Imp)(A)	10.75	10.81	10.88	10.94	11.00	11.06
Open Circuit Voltage (Voc)(V)	38.97	39.14	39.32	39.50	39.68	39.86
Short Circuit Current (Isc)(A)	11.22	11.28	11.35	11.41	11.48	11.54

Electrical performance parameters under the condition that the light irradiance ratio is 10%

	SNE-60M5-460-BH-DG	SNE-60M5-465-BH-DG	SNE-60M5-470-BH-DG	SNE-60M5-475-BH-DG	SNE-60M5-480-BH-DG	SNE-60M5-485-BH-DG
Maximum Power (Pmax)(W)	497	502	508	513	518	523
Maximum Power Voltage (Vmp)(V)	34.73	34.90	35.07	35.24	35.41	35.58
Maximum Power Current (Imp)(A)	14.31	14.40	14.48	14.57	14.64	14.70
Open Circuit Voltage (Voc)(V)	41.59	41.78	41.97	42.16	42.35	42.54
Short Circuit Current (Isc)(A)	15.08	15.16	15.25	15.34	15.42	15.50

Temperature Ratings (STC)

Temperature coefficient (Pmpp)	-0.30% / °C	No. of diodes	3
Temperature coefficient (Isc)	+0.046% / °C	Junction box IP rating	IP 68
Temperature coefficient (Voc)	-0.25% / °C	Max. series fuse rating	30 A
Nominal module operating temperature (NOCT)	45±2 °C	Max. system voltage	1500V _{DC}

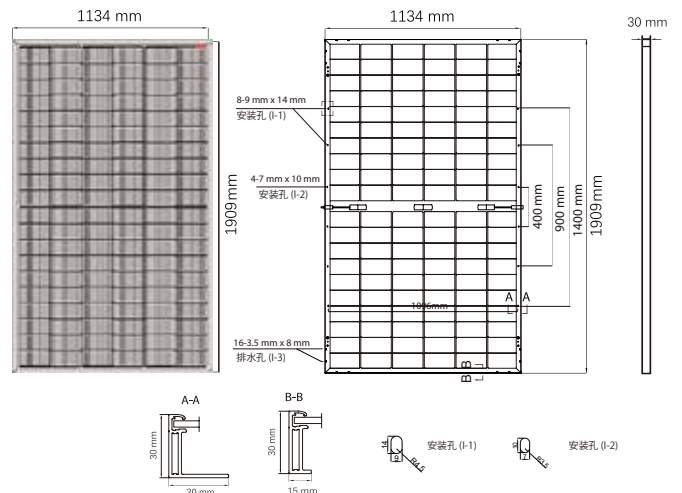
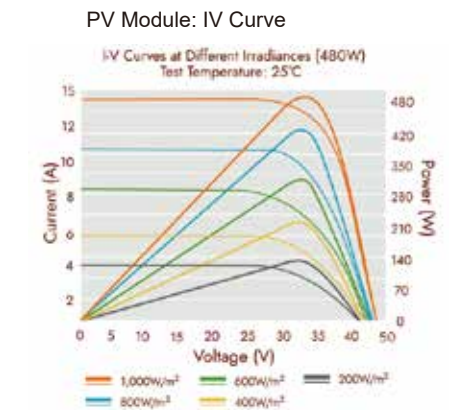
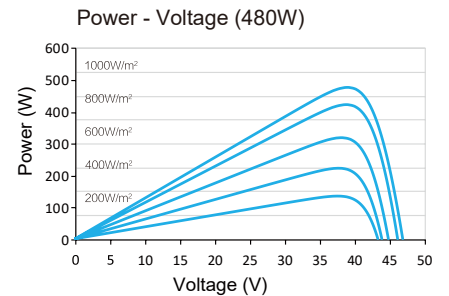
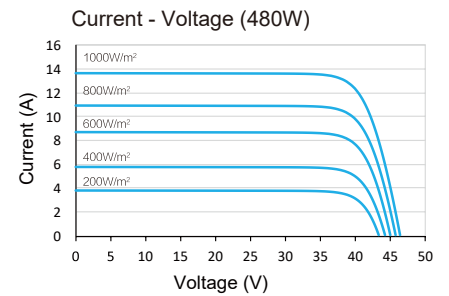
Operating Parameters

Mechanical Specifications

Outer dimensions (L x W x H)	1909 x 1134 x 30 mm
Cell Type	Monocrystalline I TOPCON PV Cells 182mm Cell I Half-cut I 120 (6x20) pcs in series
No. of cells	120 (6*20)
Frame technology	Frame 30 mm, Anodized aluminum alloy frame
Module Weight	26.0 kg ±3%
Module Glass	2.0 mm (0.079 inch) AR Coated semi-tempered Glass
Module Backsheet	2.0mm (0.079 inch) strength semi-tempered glass
Cable Length (Including Connector)	4mm ² I Length: (+)1000mm, (-)1000mm
① Maximum mechanical test load	5400 Pa (front) / 2400 Pa (back)
Module Fire Type	Type 29 Fire rated
Connector type (IEC/UL)	T6
Packing unit	36 pcs / box (Subject to sales contract)
Modules per 40' HQ container	864 pcs

① Refer to Shengtian installation manual or contact technical department.
Maximum Mechanical Test Load=1.5×Maximum Mechanical Design Load.


Curve





420~440W

N-type | TOPCon Cells
Bifacial | Double Glass
182mm Mono | Half-Cut



420~440W

POWER RANGE

0~+5W

POWER TOLERANCE

22.53%

MAX MODULE EFFICIENCY

≤ 1.0%

FIRST YEAR POWER DEGRADATION

≤ 0.4%

YEAR 2-30 POWER DEGRADATION

Electrical Specifications

STC: Irradiance 1000W/m², Cell Temperature 25° C, AM=1.5

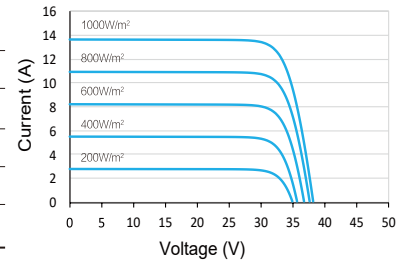
Maximum Power (Pmax)(W)	SNE-54M5-420 -BH-DG	SNE-54M5-425 -BH-DG	SNE-54M5-430 -BH-DG	SNE-54M5-435 -BH-DG	SNE-54M5-440 -BH-DG
Maximum Power Voltage (Vmp)(V)	32.54	32.71	32.88	33.05	33.19
Maximum Power Current (Imp)(A)	12.91	13.00	13.08	13.17	13.26
Open Circuit Voltage (Voc)(V)	38.66	38.85	39.04	39.23	39.42
Short Circuit Current (Isc)(A)	13.60	13.69	13.78	13.87	13.96
Module efficiency	21.51%	21.76%	22.02%	22.28%	22.53%

NOCT: Irradiance 800W/m², Ambient Temperature 20° C, AM=1.5, Wind Speed 1m/s

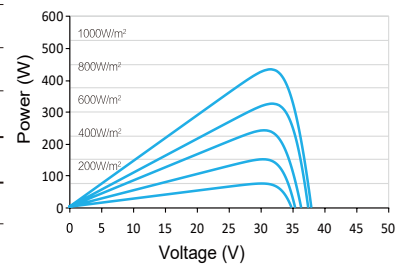
Maximum Power (Pmax)(W)	317.60	321.38	325.16	328.94	332.72
Maximum Power Voltage (Vmp)(V)	30.33	30.49	30.65	30.81	30.94
Maximum Power Current (Imp)(A)	10.47	10.54	10.61	10.68	10.76
Open Circuit Voltage (Voc)(V)	36.22	36.40	36.58	36.76	36.93
Short Circuit Current (Isc)(A)	10.93	11.00	11.07	11.15	11.22

Curve

Current - Voltage (440W)



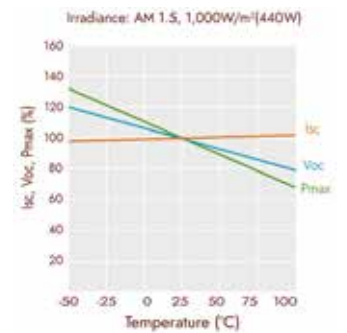
Power - Voltage (440W)



Electrical performance parameters under the condition that the light irradiance ratio is 10%

Maximum Power (Pmax)(W)	454	459	464	470	475
Maximum Power Voltage (Vmp)(V)	32.54	32.71	32.88	33.05	33.19
Maximum Power Current (Imp)(A)	13.94	14.04	14.13	14.22	14.32
Open Circuit Voltage (Voc)(V)	38.66	38.85	39.04	39.23	39.42
Short Circuit Current (Isc)(A)	14.69	14.79	14.88	14.98	15.08

PV Module: IV Curve



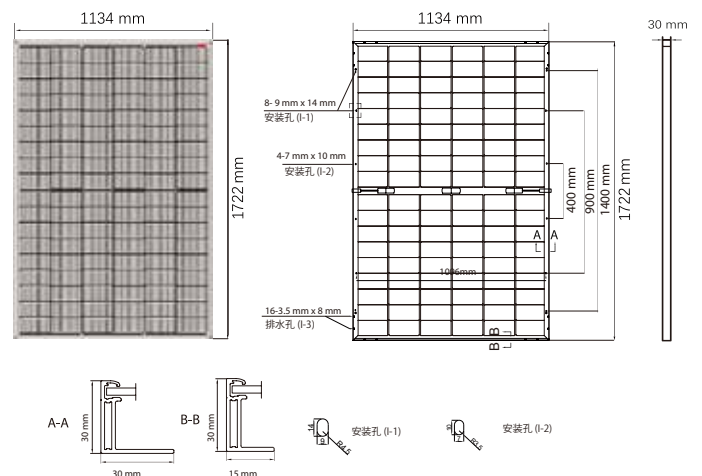
Temperature Ratings (STC)

Temperature coefficient (Pmpp)	-0.30% / °C	No. of diodes	3
Temperature coefficient (Isc)	+0.046% / °C	Junction box IP rating	IP 68
Temperature coefficient (Voc)	-0.25% / °C	Max. series fuse rating	30 A
Nominal module operating temperature (NOCT)	45±2 °C	Max. system voltage	1500V _{DC}

Operating Parameters

Mechanical Specifications

Outer dimensions (L x W x H)	1722 x 1134 x 30 mm
Cell Type	Monocrystalline I TOPCON PV Cells 182mm Cell I Half-cut I 108 (6x18) pcs in series
No. of cells	108 (6*18)
Frame technology	Frame 30 mm, Anodized aluminum alloy frame
Module Weight	23.5 kg ±3%
Module Glass	2.0 mm (0.079 inch) AR Coated semi-tempered Glass
Module Backsheet	2.0mm (0.079 inch) strength semi-tempered glass
Cable Length (Including Connector)	4mm ² Length: (+)1000mm, (-)1000mm
① Maximum mechanical test load	5400 Pa (front) / 2400 Pa (back)
Module Fire Type	Type 29 Fire rated
Connector type (IEC/UL)	T6
Packing unit	36 pcs / box (Subject to sales contract)
Modules per 40' HQ container	936 pcs

① Refer to Shengtian installation manual or contact technical department.
Maximum Mechanical Test Load=1.5*Maximum Mechanical Design Load.

2. P TYPE



**25 YEAR OF OUTPUT
GUARANTEE**



**12 YEAR OF PRODUCT
WARRANTY**



530-550W Bifacial Solar Modules with 182mm Mono Half-cut PERC Cells

530~550W

POWER RANGE

0~+5W

POWER TOLERANCE

21.1%

MAX MODULE EFFICIENCY

≤ 2.0%

FIRST YEAR POWER DEGRADATION

≤ 0.45%

YEAR 2-30 POWER DEGRADATION



Electrical Specifications

STC: Irradiance 1000W/m², Cell Temperature 25° C, AM=1.5

Rated output (Pmpp / Wp)	SNE-BH144M-530TW	SNE-BH144M-535TW	SNE-BH144M-540TW	SNE-BH144M-545TW	SNE-BH144M-550TW
Rated voltage (Vmpp / V)	41.31	41.47	41.64	41.80	41.96
Rated current (Impp / A)	12.83	12.91	12.97	13.04	13.11
Open circuit voltage (Voc / V)	49.30	49.45	49.60	49.75	49.90
Short circuit current (Isc / A)	13.72	13.79	13.86	13.93	14.00
Module efficiency	20.3%	20.5%	20.7%	20.9%	21.1%

NMOT: Irradiance 800W/m², Ambient Temperature 20° C, AM=1.5, Wind Speed 1m/s

Rated output (Pmpp / Wp)	398	401	405	409	413
Rated voltage (Vmpp / V)	37.18	37.24	37.30	37.36	37.42
Rated current (Impp / A)	10.69	10.77	10.86	10.94	11.03
Open circuit voltage (Voc / V)	46.20	46.24	46.28	46.32	46.36
Short circuit current (Isc / A)	11.29	11.38	11.46	11.54	11.62

Electrical Specifications (Integrated power)

Pmpp gain	Pmpp / Wp	Vmpp / V	Impp / A	Voc / V	Isc / A
5%	567	41.46	13.68	49.60	14.55
10%	594	41.46	14.33	49.60	15.25
15%	621	41.47	14.97	49.61	15.94
20%	648	41.47	15.63	49.61	16.63
25%	675	41.48	16.27	49.62	17.33

Electrical characteristics with different rear power gain (reference to 540W)

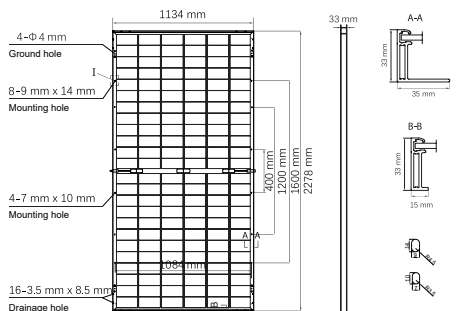
Temperature Ratings (STC)

Temperature coefficient (Pmpp)	-0.35% / °C	No. of diodes	3
Temperature coefficient (Isc)	+0.045% / °C	Junction box IP rating	IP 68
Temperature coefficient (Voc)	-0.27% / °C	Max. series fuse rating	30 A
Nominal module operating temperature (NMOT)	41±2 °C	Max. system voltage (IEC/UL)	1500 _{DC}

Operating Parameters

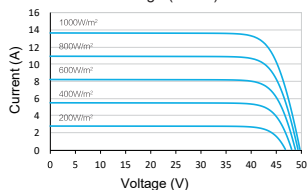
Mechanical Specifications

Outer dimensions (L x W x H)	2278 x 1134 x 33 mm
Cell Type	PERC Mono crystalline 182 x 91 mm
No. of cells	144 (6*24)
Frame technology	Anodized aluminium alloy
Front glass	2.0 mm DG / 3.2 mm TW
Cable Length (Including Connector)	4.0 mm (12AWG) 2, Portrait:300mm(+)/400mm(-); Or customized MC4 Compatible
① Maximum mechanical test load	5400 Pa (front) / 2400 Pa (back)
Connector type (IEC/UL)	HCB40 / MC4-EVO2 (optional)
Packing unit	33 pcs / box (Subject to sales contract)
Modules per 40' HQ container	660 pcs

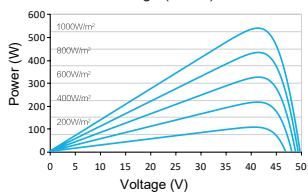


Curve

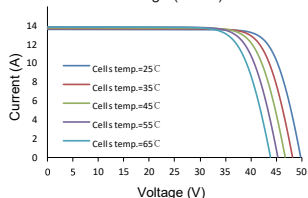
Current - Voltage (540W)



Power - Voltage (540W)



Current - Voltage (540W)



440~455W Bifacial Solar Modules with 182mm Mono Half-cut PERC Cells

440~455W

POWER RANGE

0~+5W

POWER TOLERANCE

21.01%

MAX MODULE EFFICIENCY

≤ 2.0%

FIRST YEAR POWER DEGRADATION

≤ 0.45%

YEAR 2-30 POWER DEGRADATION



Electrical Specifications

STC: Irradiance 1000W/m², Cell Temperature 25° C, AM=1.5

Rated output (Pmpp / Wp)	SNE-BH120M-440TW	SNE-BH120M-445TW	SNE-BH120M-450TW	SNE-BH120M-455TW
Rated voltage (Vmpp / V)	34.41	34.58	34.73	34.90
Rated current (Impp / A)	12.79	12.87	12.96	13.04
Open circuit voltage (Voc / V)	40.91	41.04	41.20	41.36
Short circuit current (Isc / A)	13.70	13.79	13.87	13.95
Module efficiency	20.32%	20.56%	20.78%	21.01%

NMOT: Irradiance 800W/m², Ambient Temperature 20° C, AM=1.5, Wind Speed 1m/s

Rated output (Pmpp / Wp)	332	336	340	344
Rated voltage (Vmpp / V)	31.91	32.04	32.20	32.36
Rated current (Impp / A)	10.40	10.49	10.56	10.63
Open circuit voltage (Voc / V)	38.41	38.54	38.70	38.86
Short circuit current (Isc / A)	10.80	10.90	10.98	11.07

Electrical Specifications (Integrated power)

Pmpp gain	Pmpp / Wp	Vmpp / V	Impp / A	Voc / V	Isc / A
10%	484	34.41	14.07	40.91	15.07
15%	506	34.41	14.71	40.91	15.76
20%	528	34.42	15.34	40.92	16.44
25%	550	34.42	15.98	40.92	17.13

Electrical characteristics with different rear power gain (reference to 440W)

Temperature Ratings (STC)

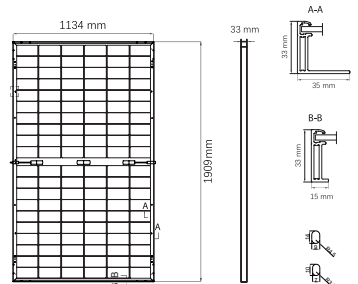
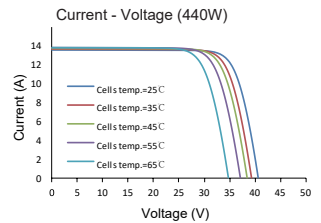
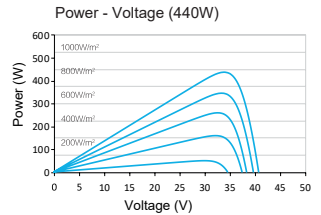
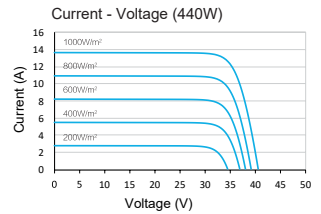
Temperature coefficient (Pmpp)	-0.35% / ° C	No. of diodes	3
Temperature coefficient (Isc)	+0.045% / ° C	Junction box IP rating	IP 68
Temperature coefficient (Voc)	-0.27% / ° C	Max. series fuse rating	30 A
Nominal module operating temperature (NMOT)	41±2 ° C	Max. system voltage (IEC/UL)	1500V _{oc}

Operating Parameters


Mechanical Specifications

Outer dimensions (L x W x H)	1909 x 1134 x 33 mm
Cell Type	PERC Mono crystalline 182 x 91 mm
No. of cells	120 (6*20)
Frame technology	Anodized aluminium alloy
Front glass	2.0 mm DG / 3.2 mm TW
Cable Length (Including Connector)	4.0 mm (12AWG) 2, Portrait:300mm(+)/400mm(-); Or customized MC4 Compatible
Maximum mechanical test load	5400 Pa (front) / 2400 Pa (back)
Connector type (IEC/UL)	HCB40 / MC4-EVO2 (optional)
Packing unit	33 pcs / box (Subject to sales contract)
Modules per 40' HQ container	792 pcs

Curve



395~415W All Black Solar Modules with 182mm Mono Half-cut PERC Cells



395~415W

POWER RANGE

0~+5W

POWER TOLERANCE

21.3%

MAX. MODULE EFFICIENCY

≤ 2.0%

FIRST YEAR POWER DEGRADATION

≤ 0.45%

YEAR 2-30 POWER DEGRADATION

Electrical Specifications

STC: Irradiance 1000W/m², Cell Temperature 25° C, AM=1.5

Rated output (Pmpp / Wp)	SNE-BH108M-395TW	SNE-BH108M-400TW	SNE-BH108M-405TW	SNE-BH108M-410TW	SNE-BH108M-415TW
Rated voltage (Vmpp / V)	30.83	31.03	31.22	31.42	31.61
Rated current (Imp / A)	12.81	12.89	12.97	13.05	13.13
Open circuit voltage (Voc / V)	36.97	37.09	37.21	37.33	37.45
Short circuit current (Isc / A)	13.69	13.77	13.86	13.94	14.02
Module efficiency	20.23%	20.48%	20.74%	20.99%	21.25%

NMOT: Irradiance 800W/m², Ambient Temperature 20° C, AM=1.5, Wind Speed 1m/s

Rated output (Pmpp / Wp)	298	302	306	310	314
Rated voltage (Vmpp / V)	29.08	29.27	29.46	29.66	29.85
Rated current (Imp / A)	10.25	10.32	10.39	10.45	10.52
Open circuit voltage (Voc / V)	34.78	34.86	35.00	35.13	35.25
Short circuit current (Isc / A)	10.71	10.83	10.93	11.03	11.13

Electrical Specifications (Integrated power)

Pmpp gain	Pmpp / Wp	Vmpp / V	Imp / A	Voc / V	Isc / A
10%	440	31.03	14.18	37.09	15.15
15%	460	31.03	14.82	37.09	15.84
20%	480	31.04	15.47	37.10	16.52
25%	500	31.04	16.11	37.10	17.21

Electrical characteristics with different rear power gain (reference to 400W)

Temperature Ratings (STC)

Temperature coefficient (Pmpp)	-0.35% / °C	No. of diodes	3
Temperature coefficient (Isc)	+0.045% / °C	Junction box IP rating	IP 68
Temperature coefficient (Voc)	-0.27% / °C	Max. series fuse rating	30 A
Nominal module operating temperature (NMOT)	41±2 °C	Max. system voltage (IEC/UL)	1500V _{oc}

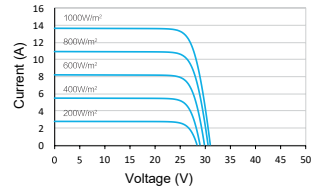
Operating Parameters

Mechanical Specifications

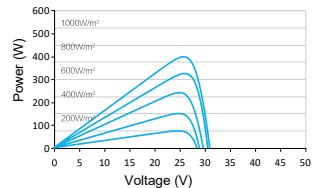
Outer dimensions (L x W x H)	1722 x 1134 x 33 mm
Cell Type	PERC Mono crystalline 182 x 91 mm
No. of cells	108 (6*18)
Frame technology	Anodized aluminium alloy
Front glass	2.0 mm DG / 3.2 mm TW
Cable Length (Including Connector)	4.0 mm(12AWG) 2, Portrait:300mm(+/-)400mm(-); Or customized MC4 Compatible
Maximum mechanical test load	5400 Pa (front) / 2400 Pa (back)
Connector type (IEC/UL)	HCB40 / MC4-EVO2 (optional)
Packing unit	33 pcs / box (Subject to sales contract)
Modules per 40' HQ container	858 pcs

Curve

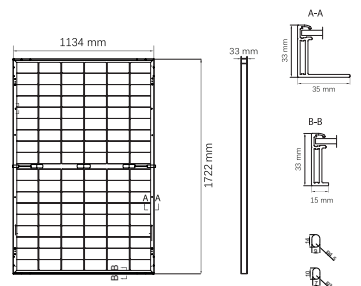
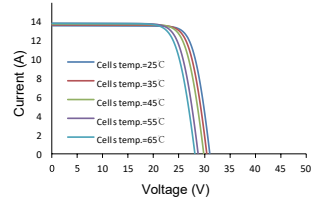
Current - Voltage (400W)



Power - Voltage (400W)



Current - Voltage (400W)





ARROWFIELD Co., Ltd.

株式会社アローフィールド



ARROWFIELD Co., Ltd

**Koyoen Honjo-cho 5-16, Nishinomiya, Hyogo 662-0015
JAPAN**

☎ +81-798-75-1100

✉ info@arrowfield.co.jp

Please feel free to contact us if you have any questions or unclear points.

👉 <https://ssl.arrowfield.co.jp/company%20-%20EN.html>

👉 [https://ssl.arrowfield.co.jp/inport EN.html](https://ssl.arrowfield.co.jp/inport_EN.html)